



PATRICIAN ORDER FORM

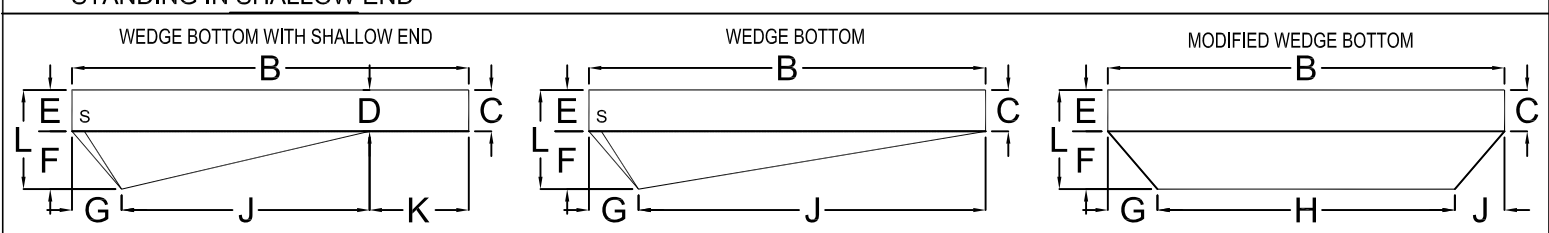
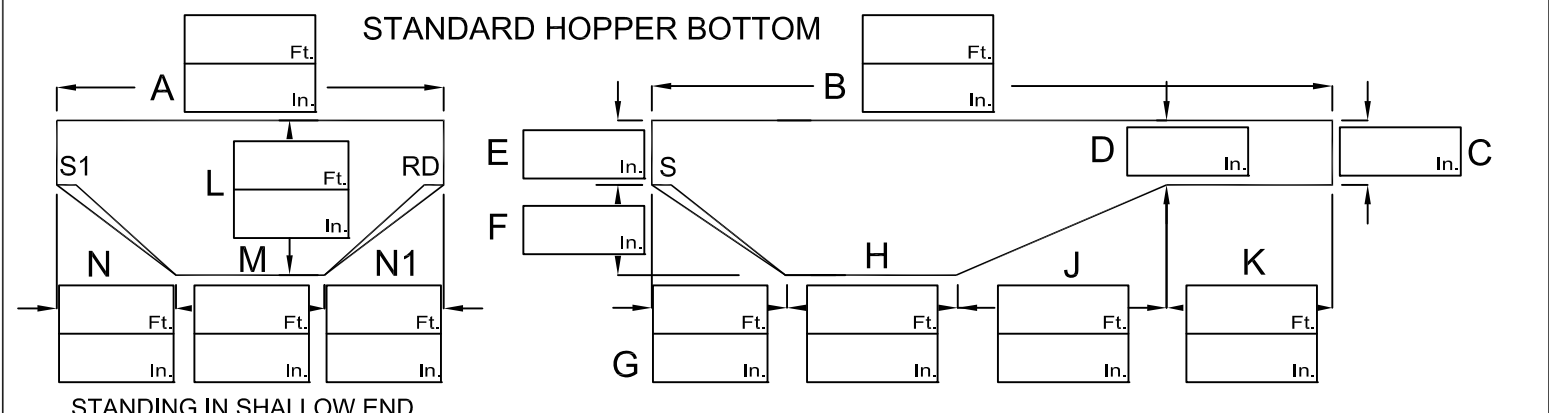
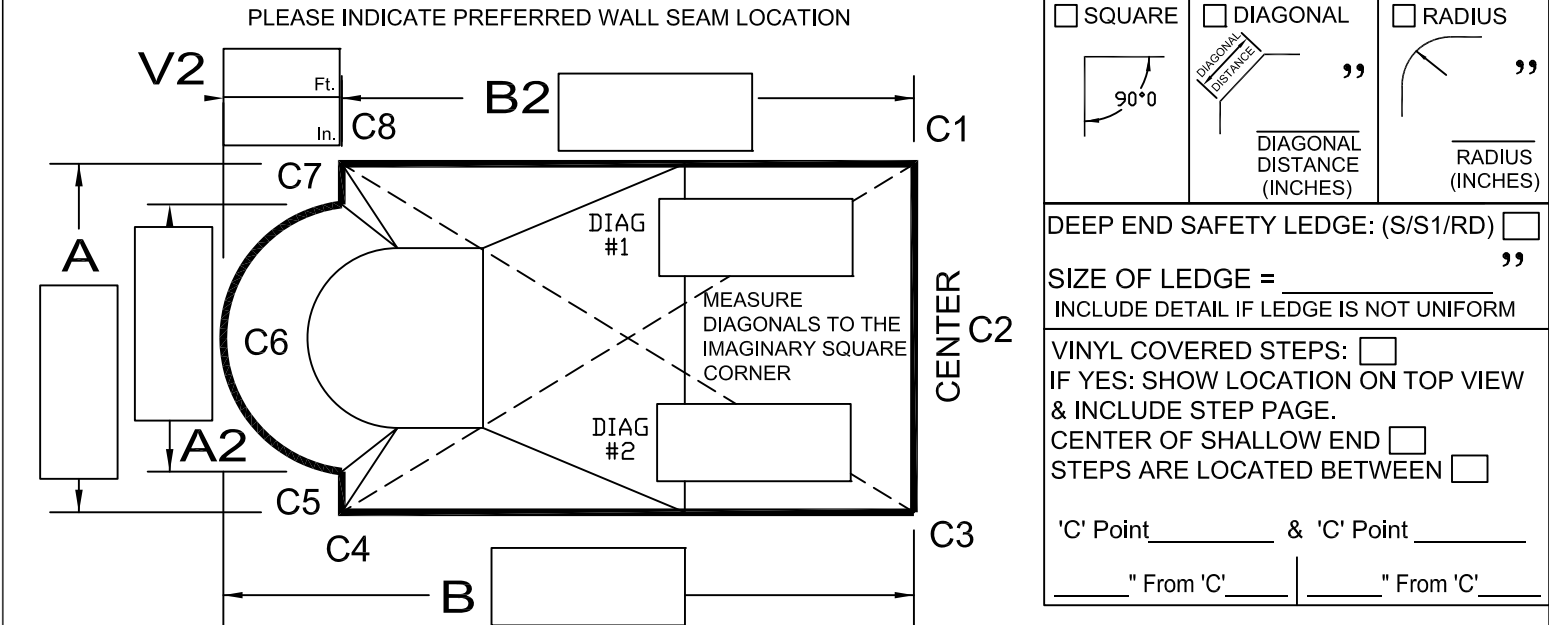
ORDER QUOTE

NEW INSTALLATION REPLACEMENT

JOB NAME: _____

SHIPPING INSTRUCTIONS BRANCH <input type="checkbox"/> DEALER <input type="checkbox"/> <input type="checkbox"/> COMMON CARRIER VIA _____ <input type="checkbox"/> AIR FREIGHT _____ DAY OTHER _____	BRANCH _____ P.O. # _____ SHIPPING ADDRESS _____ BRANCH <input type="checkbox"/> DEALER <input type="checkbox"/> NAME _____ STREET _____ CITY/STATE _____ PHONE # _____ ZIP _____ BRANCH E-MAIL _____	DATE _____ DEALER P.O.# _____ DEALER NAME _____ STREET _____ CITY/STATE _____ PHONE # _____ ZIP _____ DEALER FAX # _____ MARK BOX HOMEOWNER _____ DEALER E-MAIL _____
ADDITIONAL WATER AND LABOR INSURANCE <input type="checkbox"/> SHOWCASE OR STRONG SUPPORT DEALER <input type="checkbox"/>		

WALL: 20 MIL <input type="checkbox"/> 27 MIL <input type="checkbox"/> 38 MIL <input type="checkbox"/>	VINYL TILE/ WALL PATTERN _____ FLOOR PATTERN _____	BEAD TYPE: Inground BEADED <input type="checkbox"/> / OVERLAP <input type="checkbox"/> <input type="checkbox"/> STD. INGROUND - UNIVERSAL (INCHES) _____ <input type="checkbox"/> PERFORMANCE <input type="checkbox"/> ESTHER WILLIAMS <input type="checkbox"/> SMALL J-HOOK (WILKES) SEE BEAD CHART <input type="checkbox"/> SURE-FIT (REQUIRES SURE-FIT COPING)
BOTTOM: 20 MIL <input type="checkbox"/> 27 MIL <input type="checkbox"/>		



PRE SUBMISSION CHECK LIST



Avoid additional trips to your job site. Check the dimensions and information below. Incorrect, missing or illegible dimensions may delay production and delivery.

LINERS

- ✓ **Vinyl Over Steps**
 - Fastener Type: Bead, Velcro, Rod Pockets, None.
 - Coping: Front or Top Mount.
 - Corners: Square, Diagonal or Radius.
 - Location: Indicate step's location.
- ✓ **A/B Points & Distances**
 - A/B Points – Indicate distance between A/B Points.
 - Sketch – Pool Shape, A/B line, hopper & pool direction.
- ✓ **Overall Dimensions**

New Pools – Provide manufacturer's panel layout, or see existing pools below.

Existing Pools – Please complete the Latham Order Form. Individual pool bottom measurements MUST = overall length and width (A&B) measurements.
- ✓ **Grecian Pools**

Provide dimensions for all sides of the pool & hopper pad shape. Measure to the point of the pool corner, not a radius coping.
- ✓ **Pool Corners**

Indicate Square, Diagonal or Radius. Indicate dimensions in inches. Guides are available to help determine sizes.
- ✓ **Color / Pattern / Thickness**

Clearly indicate these three choices.
- ✓ **ABG Liners**

Indicate: A) Wall height, B) Bead or Overlap, C) Make if non-standard.
- ✓ **Preformed Steps**

Indicate step location within pool perimeter for liner wall seam location.

SAFETY COVERS

- ✓ **Step Dimensions**

Double check Depth, Width, & Shape.
- ✓ **A/B Points & Distances**

Free Form Covers – include:

 - Distance between A/B points.
 - Pool sketch showing A/B line, pool direction, and all obstructions.
 - Replacement covers – measure to anchors and pool from the same A/B line.
- ✓ **Corners**

Indicate pool corners as Square, Diagonal or Radius. Include dimensions in inches. Guides are available to help determine sizes.
- ✓ **Grid Spacing**

Geometric shapes must indicate 3x3 or 5x5.
- ✓ **Grecian Covers**

Provide dimensions for all sides of the pool. Measure to the point of the pool corner, not a radius coping.
- ✓ **Color / Material**

Clearly indicate these choices.
- ✓ **Pump / Drain / Waiver**

One must be selected.
- ✓ **Deck Type & Size**
 - Confirm at least 3' of deck; decks less than 3' can use the reduced deck mount system.
 - Indicate Deck type, Anchor, and if padding is required.
- ✓ **Obstructions**
 - Indicate all non-removable obstructions within 3' of the pool.
 - Provide photos of all obstructions.